

Issue 62 August 2014

# 5 WAYS WITH YOUR FREE FABRIC



PRINT  
OUT  
&  
KEEP

Use these guides to get started today

---

FIND THE TEMPLATE YOU REQUIRE ON THE CONTENTS LIST  
BELOW AND JUST PRINT OUT THE PAGE OR PAGES YOU NEED  
FROM YOUR PRINT MENU

In your print menu, under Size Options, be sure to select print  
'Actual Size', instead of 'Fit to Page'

---

## Page 2-3

**Title:** Russian doll

**Designer:** Lucinda Ganderton

**Magazine page:** 1

## Page 4

**Title:** Penny purse

**Designer:** Lucinda Ganderton

**Magazine page:** 2

## Page 5

**Title:** Hettie hippo

**Designer:** Lucinda Ganderton

**Magazine page:** 2

## Page 6-7

**Title:** Dave the dachshund

**Designer:** Lucinda Ganderton

**Magazine page:** 3

---

**Page 2-3**


**Title:** Russian doll

**Designer:** Lucinda Ganderton

**Magazine page:** 1



RUSSIAN DOLL



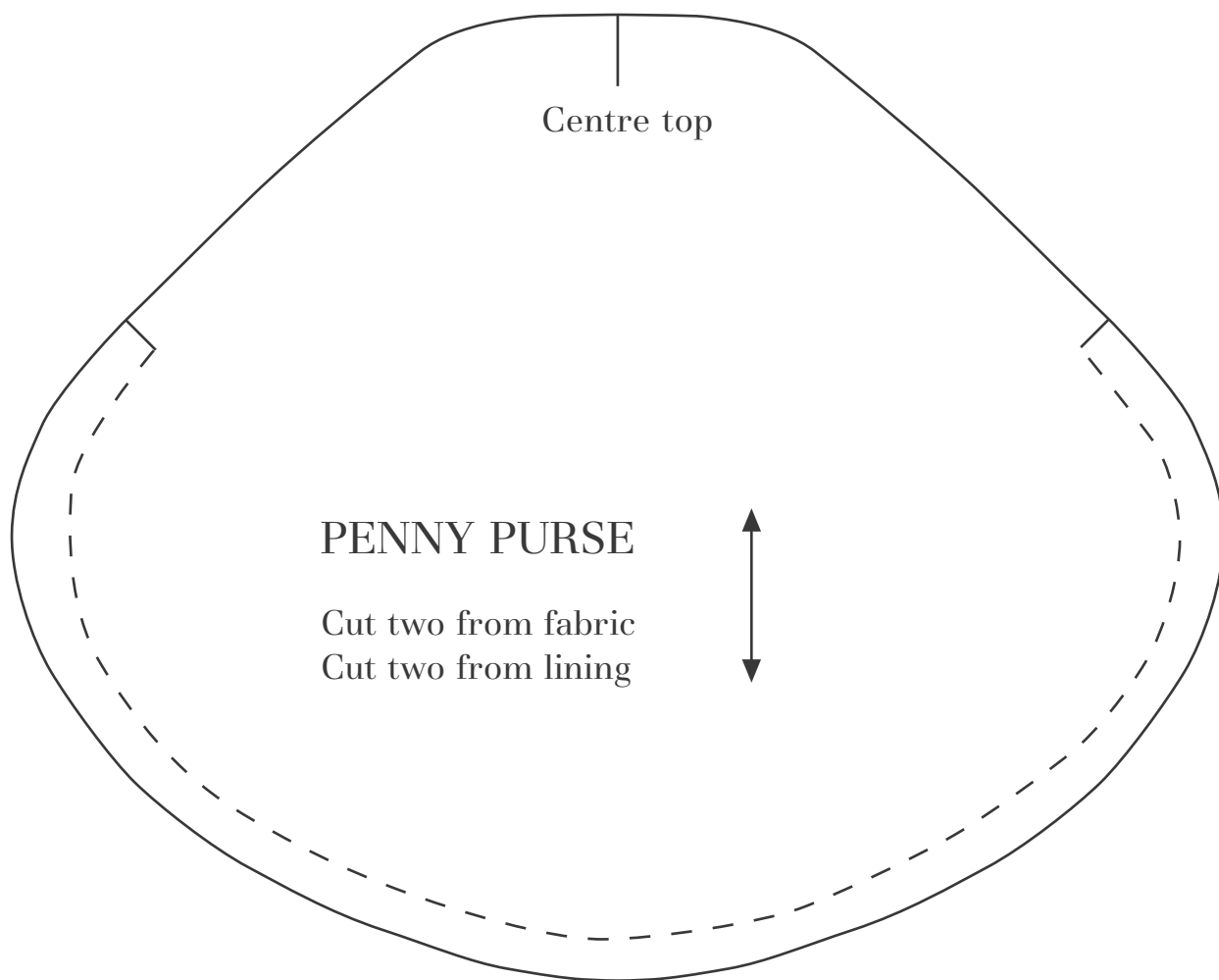
Outline for face

**Page 4**

**Title:** Penny purse

**Designer:** Lucinda Ganderton

**Magazine page:** 2

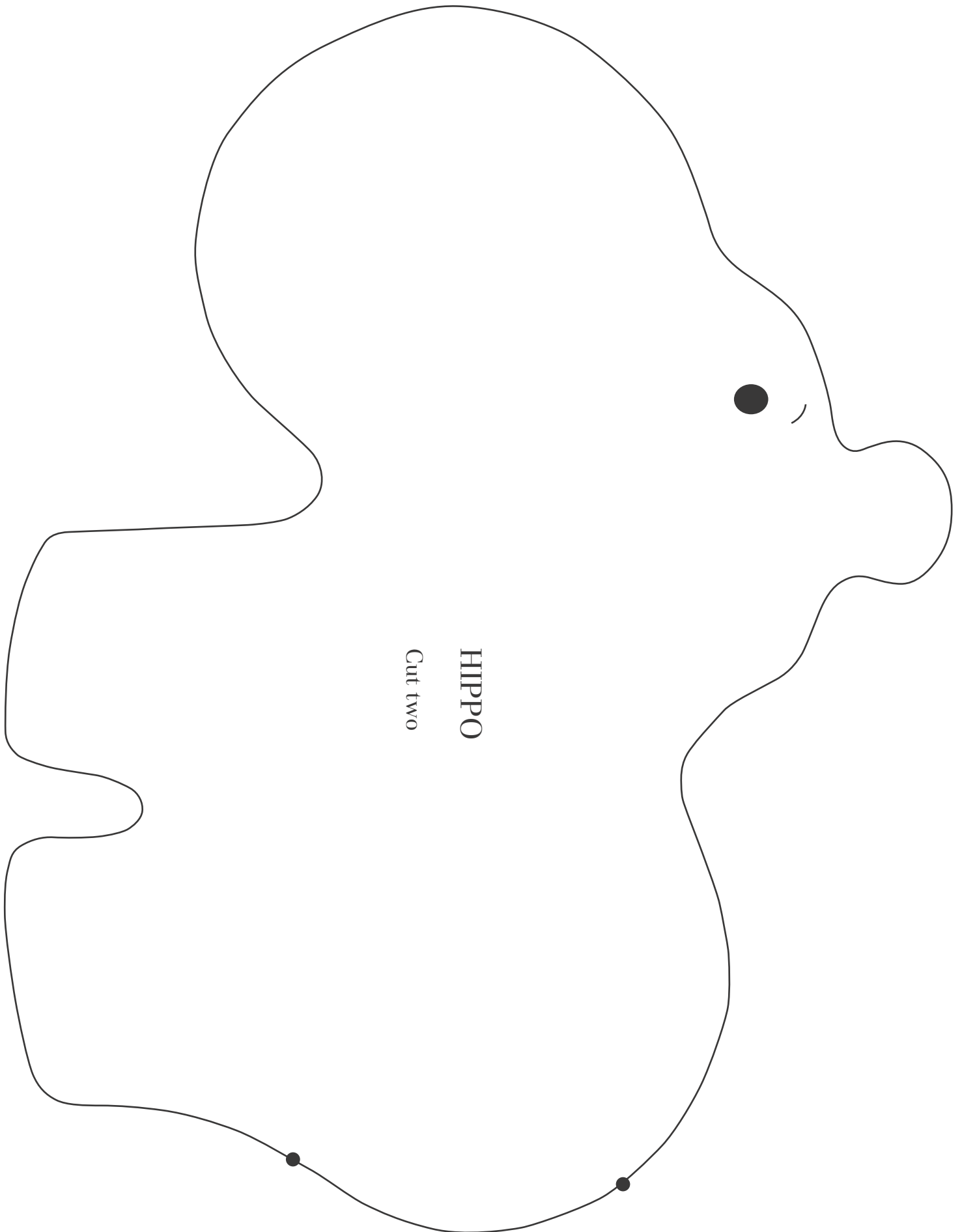


**Page 5**

**Title:** Hettie hippo

**Designer:** Lucinda Ganderton

**Magazine page:** 2



Title: Dave the dachshund

Designer: Lucinda Ganderton

Magazine page: 3

