

Messy pupp's

Betty apron

Keep your little one clean and tidy with this adorable oilcloth apron

There are no worries about making a mess with our super sweet apron by Corinne Bradd. Both practical and cute, all sticky fingers can be kept away from clothes with this pretty pinny. Plus, handy pocket proves useful for stashing all your little one's baking treats.





Essentials

- Oilcloth, three prints
- White cotton fabric
- Bias binding
- White elastic, 5mm

Dimensions

36cm x 45cm

stitch a Betty apron

1 Download the pattern from www.sewmag.co.uk and print. Use to cut out the pockets, yoke, centre panel and two side panels from oilcloth. Pin both pockets with right sides together onto white cotton, and stitch around the edges, leaving a 5cm wide gap in the centre of the top straight sides. Clip the corners and curves, turn out and finger press. Turn in the raw edges of the gap and topstitch 2mm from the edge to close.

2 Stitch the side panels to the centre panel with right sides together. Finger press the seams to one side and topstitch 2mm from the join. Sew the yoke to the top of the apron panels in the same way, matching up the curved sides.

3 Place the pockets on the flattened apron, pin and topstitch around the curved edges, leaving the top unstitched. Pin the entire apron face up on a piece of white cotton and trim the backing fabric to the same size and shape. Pin bias binding around the edges, matching up the raw edge of the binding to the raw edges of the fabric layers. Ease the binding around the curves and stitch in place. Fold the binding over to the right side of the apron, pin in place and topstitch as close to the edge as possible.

4 Cut four 4cm x 50cm strips of oilcloth. Fold in 5mm on each short edge. Crease each piece in half lengthways and fold the edges to the centre. Fold in half to enclose the raw edges and topstitch 2mm from the edge. Pin the straps to the sides of the apron and tip of the yoke, then sew securely in place using box stitch.



Pin up
 Pin oilcloth within the seam allowances to avoid marking the fabric.

the haberdashery




Pashmina in Anis
 A vibrant paisley print, priced £10.50 per metre.



Sweet Peas in Orange
 Polka dot fun in this bright colourway, priced £11 per metre.

You can find both of these pretty prints by visiting www.shop.norfolktextiles.co.uk



1


SIDE PANEL

Cut two (one reversed)

CENTRE PANEL

Cut one

2

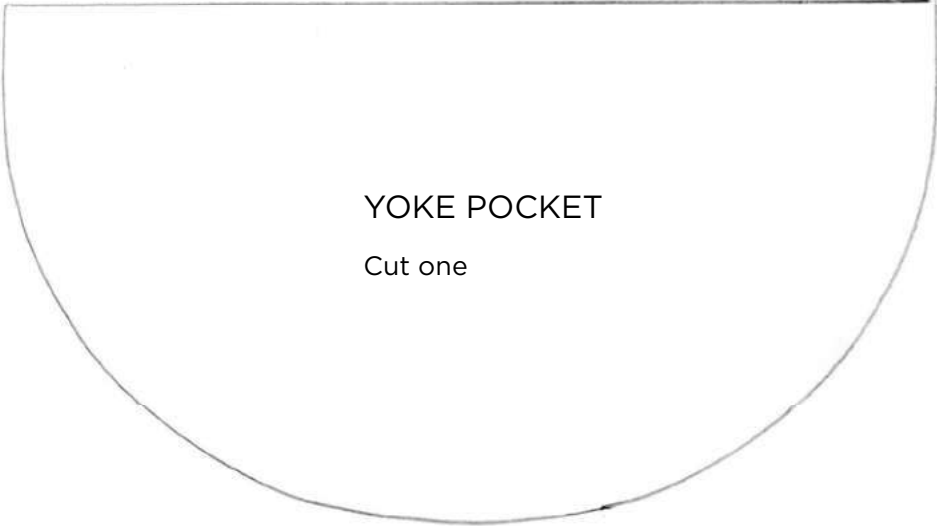


3



SKIRT POCKET

Cut one



YOKE POCKET

Cut one

4

YOKE
Cut one

